



# ftwilliam.com Software: Defined Contribution Compliance Testing and Reporting Module

The 100% cloud-based **Compliance Module** helps you manage your plans' testing and reporting with ease, and streamline your census preparation. Have a question? Our median time to fully resolve customers questions during testing season is less than 1 hour!

## Software Highlights

- Document provisions map to compliance plan specifications
- Prepare testing and reporting by division
- Calculate various contribution types and control testing elections by division
- Lifetime Income Illustrations included in all participants statements
- Prepare true-up calculations and easily update allocation amounts
- Compare contribution amounts from the plan sponsor census to the funded amount
- Customize and easily edit reports
- Payroll Data Accumulator – quickly create (in batches!), delete, compare, and push data to census
- System computes vested balance and forfeitures, and creates transactions by source and investment account
- Complex/Multi-Tiered Contribution Allocations
- Safe Harbor/Top Heavy and Gateway Minimums
- Self-Employed Calculations
- Balance Forward Accounting/Participant Statements
- Transaction Import/Export
- Auto Solving for failed Gateway and Rate Group tests
- Extensive Census Data Scrub
- Automatically generate promissory notes and amortization schedules
- Searchable online user guide and Help Center offers 24-hour support
- QNEC Calculation for correcting ADP/ACP test failures
- Aggregation of plans for testing
- Calculate Required Minimum Distributions Per Plan or Global
- Integration with the 5500, DTS, 8955-SSA, and 1099 software
- Securely transfer census and annual questionnaire via ftwPortal Pro
- Edit census and questionnaire online via ftwPortal Pro

## Annual Tests Provided

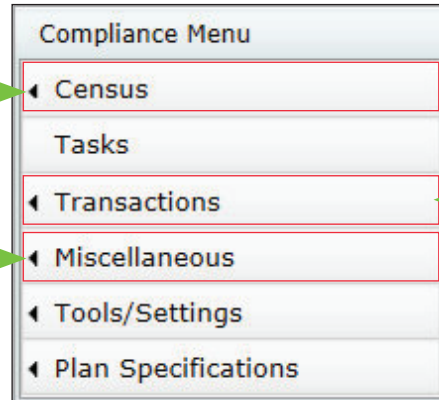
*(Listed by Internal Revenue Code Section Number)*

- 401(a)(4)—General Test/Cross Test
- 402(g)—Elective Deferral Limitation
- 401(k)/(m)—ADP and ACP Nondiscrimination Testing
- 410(b)—Ratio Percentage and Average Benefits Coverage Testing
- 414(q)—Highly Compensated Employee Determination
- 414(s)—Nondiscriminatory Compensation Testing
- 415(c)—Annual Additions Limitation Testing
- 416—Top-Heavy Rules
- 414(v)—Catch-Up Contribution Processing
- 404—Deduction Limit

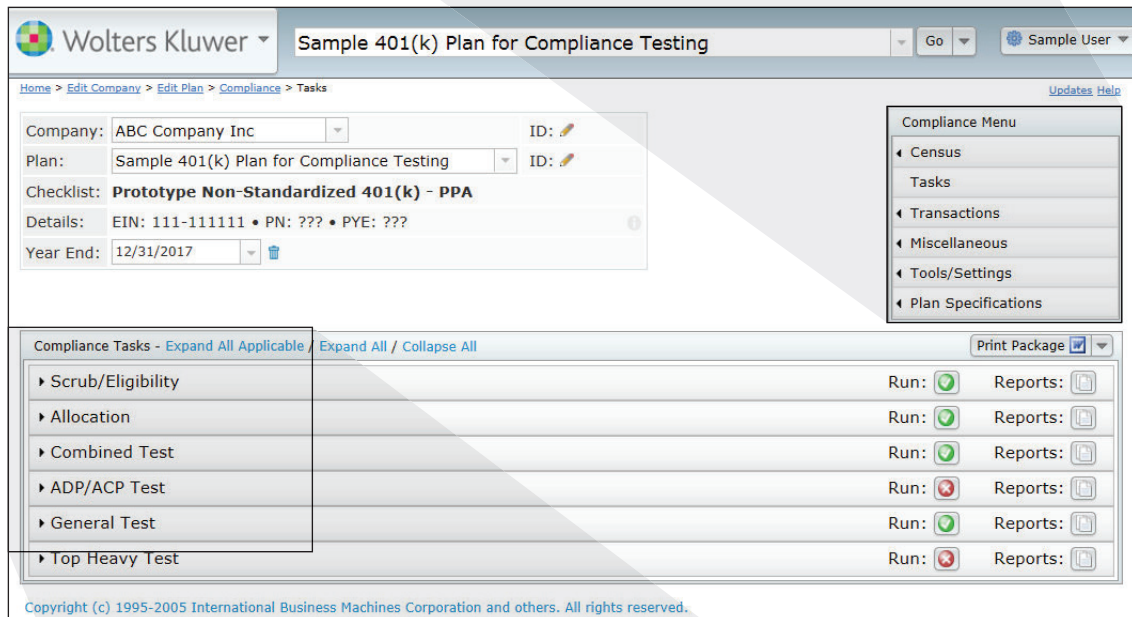
Below is a screen shot of the Compliance Module 'Tasks Menu'. Each of the tasks is run. The green check mark indicates the test passed; the red X indicates a failure, or for the top heavy test, that the plan is top heavy.

- Upload/download Census data
- Create/edit census grids
- Access portal screens

- Export data to ftw 5500 & 1099 modules
- Calculate RMDs

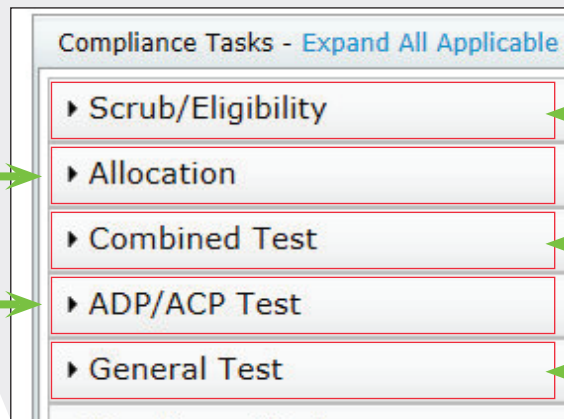


- Import financial data from vendor
- Compare financial data with census data
- Upload payroll period data
- Access loan & distribution modules



- Calculate employer contributions including top heavy minimums
- Compute true-up amounts

- Perform ADP/ACP testing
- Calculate refunds including earnings
- Estimate QNECs



- Calculate initial and continuing eligibility, identify HCEs & key employees, perform 402(g) test
- Perform up to four tests with one click: (410(b) coverage, 415, deduction limits & compensation testing)
- Perform general testing
- Auto-Solves offers alternative allocations to pass Rate Group & Gateway tests