

## Prepping for NextGen NCLEX and for Practice: A Clinical Judgment Panel Discussion CE Instructions

Continuing Education Credit for this presentation is available from Wolters Kluwer on [nursing.ceconnection.com](https://nursing.ceconnection.com).

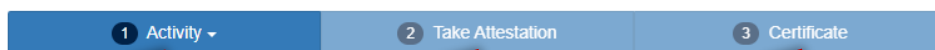
- Once you complete the attestation and evaluation, your certificate will be available in **“My Planner”** for 7 years.
- You will need to log into NursingCenter.com or CEConnection with a username and password.
- If you have never used NursingCenter.com or CEConnection, you must first complete the free registration process. Registration instructions are on the following page.
- After registering, use the link below to return to the course.  
<https://nursing.ceconnection.com/public/modules/16035>
- Select Activity Step 1 to view the Webinar.
- Then choose Step 2, **“Take Attestation”**, and then answer all the evaluation questions.
- Then go to **“My Planner”** in the navigation bar to retrieve the CE certificate and select step 3 **“CERTIFICATE”**.  
**Questions:** Contact Customer Service 1 (800) 787-8985 or [ceconnection@wolterskluwer.com](mailto:ceconnection@wolterskluwer.com)



Home > Prepping for NextGen NCLEX and for Practice: A Clinical Judgment Panel Discussion

## Prepping for NextGen NCLEX and for Practice: A Clinical Judgment Panel Discussion

### Activity Steps



### Learning Objectives

After completing this continuing education activity you will be able to:

1. Identify components of Next Gen NCLEX.
2. List methods of preparing students for Next Gen NCLEX.

### Disclosures

Per the consensus Standards of Integrity and Independence of Accredited-CE, disclosure of relevant financial relationships are not required for this non-clinical activity.

### FREE

Credits: ANCC 1.0 CH DC - BON 1.0 CH  
FL - BON 1.0 CH GA - BON 1.0 CH  
NM - BON 1.0 CH SC - BON 1.0 CH  
WV - BOERN 1.0 CH

[Accreditation Statement >](#)

[+ Planner](#)

Test Code: NEweb0422aEL

Published: April 1, 2022, 3pm ET

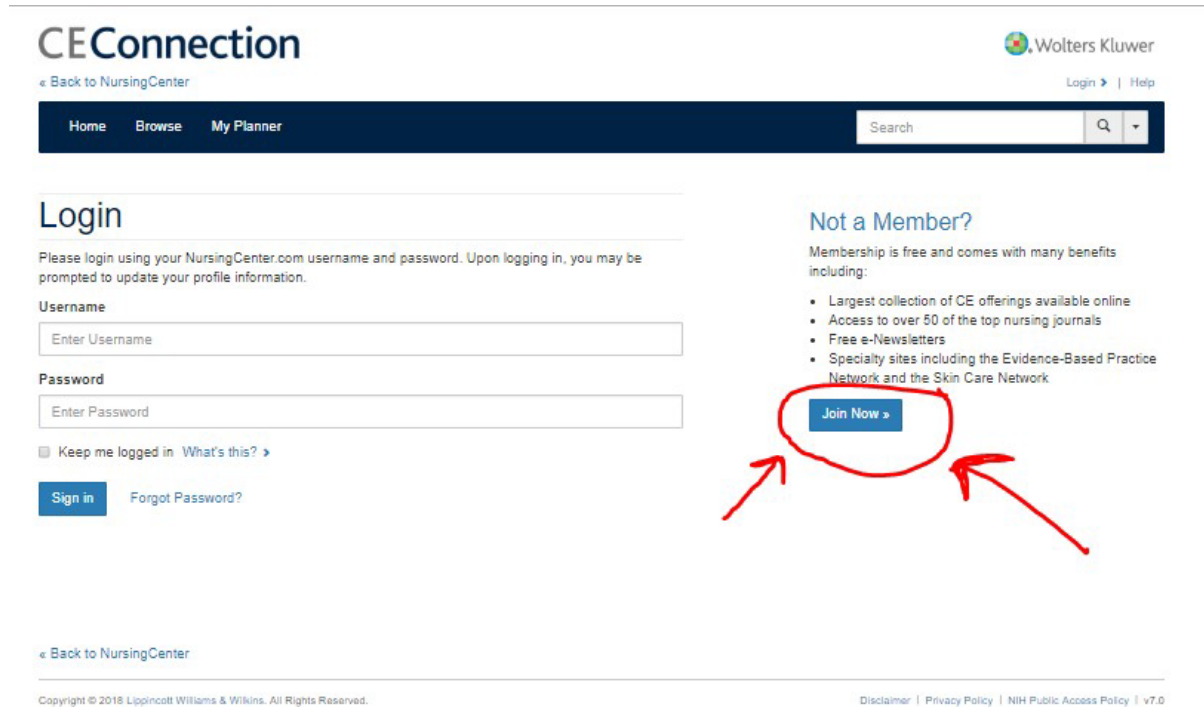
Expires: 4/1/2024

Required Passing Score: 1/1 (100%)

Authors: Jason A Schwartz, Director of Outreach, National Council of State Boards of Nursing Vicki Moran, Ph.D., RN, MPH, CNE, CDE, PHNA-BC, TNS Desiree Hensel Ph.D., RN, PCNS-BC, CNE, CHSE

## Registration Instructions

Select Join Now button:



The screenshot shows the CEConnection website interface. At the top, there is a navigation bar with "Home", "Browse", and "My Planner" links, and a search bar. The main content area is divided into two sections: "Login" and "Not a Member?".

**Login Section:**

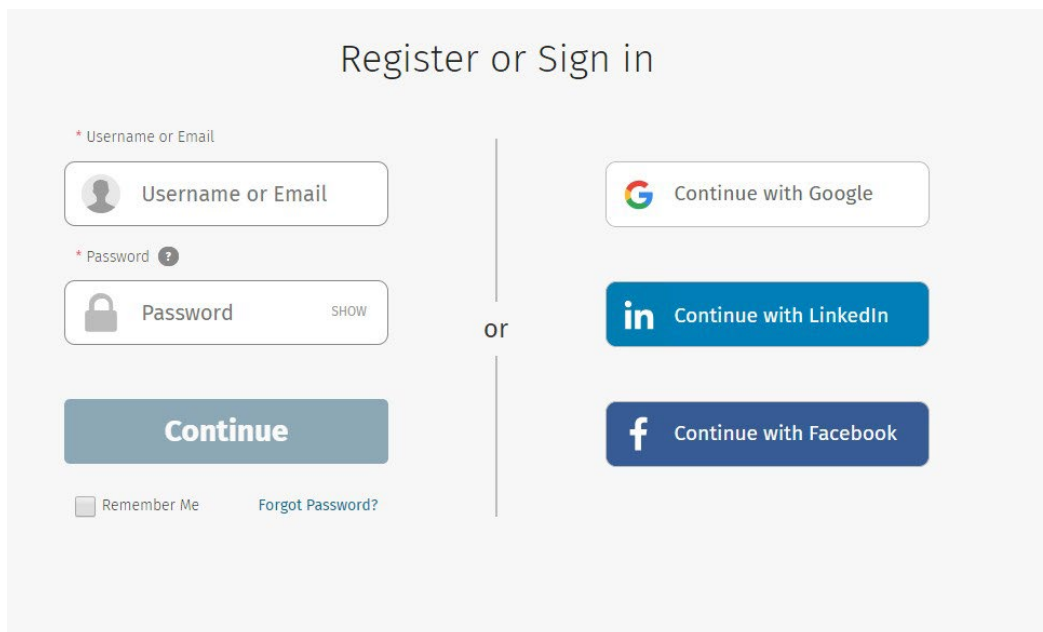
- Text: "Please login using your NursingCenter.com username and password. Upon logging in, you may be prompted to update your profile information."
- Form fields: "Username" (with placeholder "Enter Username") and "Password" (with placeholder "Enter Password").
- Checkbox: "Keep me logged in" with a link "What's this? >".
- Buttons: "Sign in" and "Forgot Password?".

**Not a Member? Section:**

- Text: "Membership is free and comes with many benefits including:"
- List of benefits:
  - Largest collection of CE offerings available online
  - Access to over 60 of the top nursing journals
  - Free e-Newsletters
  - Specialty sites including the Evidence-Based Practice Network and the Skin Care Network
- Button: "Join Now >" (highlighted with a red circle and arrows).

At the bottom of the page, there is a copyright notice: "Copyright © 2018 Lippincott Williams & Wilkins. All Rights Reserved." and a footer with links for "Disclaimer", "Privacy Policy", "NIH Public Access Policy", and "v7.0".

Next you will see this screen:



The screenshot shows the "Register or Sign in" screen. It is divided into two main sections by a vertical line with the word "or" in the center.

**Left Section (Form-based registration/sign-in):**

- Text: "\* Username or Email"
- Form field: "Username or Email" (with a user icon)
- Text: "\* Password" with a help icon
- Form field: "Password" (with a lock icon and a "SHOW" link)
- Button: "Continue" (in a grey box)
- Checkbox: "Remember Me" and link: "Forgot Password?"

**Right Section (Social login):**

- Button: "Continue with Google" (with Google logo)
- Button: "Continue with LinkedIn" (with LinkedIn logo)
- Button: "Continue with Facebook" (with Facebook logo)



You can login with their username/email and password if you are already registered on nursingcenter.com or nursing.ceconnection.com. Otherwise enter an email address and a desired password on the left then choose **“CONTINUE.”** Complete this page and choose **“DONE”**.

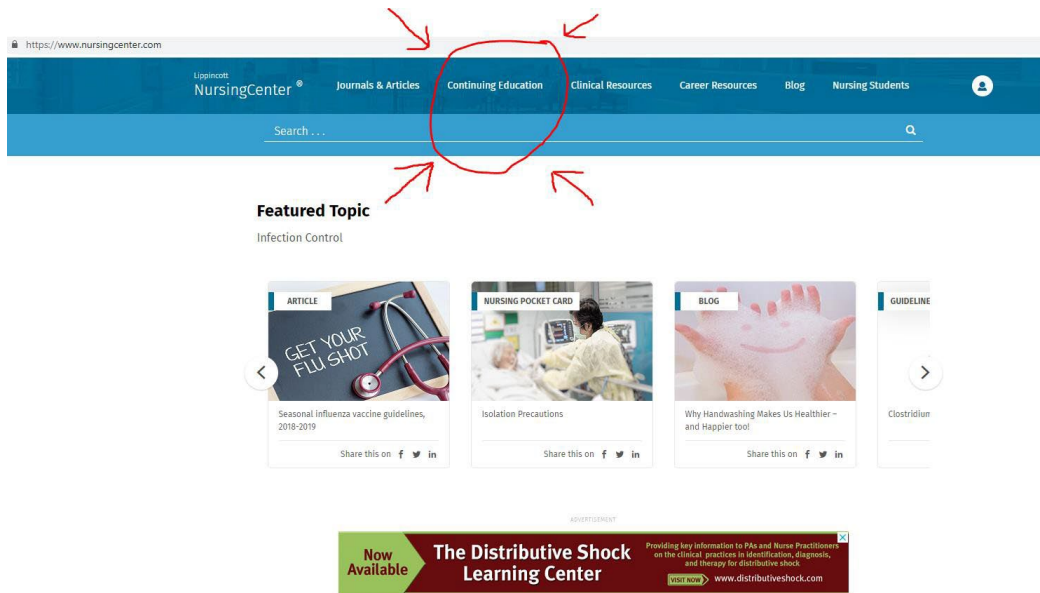
You're almost there!  
Help us personalize your experience

Email ✓	Practice Area ✓
<input type="text" value="user1@yahoo.com"/>	<input type="text" value="Advanced Practice Nursing x"/>
* Password ⓘ	*Nursing Role
<input data-bbox="224 695 500 751" type="text" value="password"/> SHOW	<input type="text" value="What is your Nurse Role?"/>
Full Name ✓	<input type="checkbox"/> Sign me up for NursingCenter's eNewsletter
<input type="text" value="Test user1"/>	<input type="checkbox"/> Sign me up for emails from Wolters Kluwer and its partners!
	<input type="checkbox"/> * I agree to the Terms and Conditions and Privacy Policy.

**DONE**

[Wait! I already have an account.](#)

Choose **CONTINUING EDUCATION** from the top menu bar:



#### New & Noteworthy

Discover the latest additions to our library of guideline summaries, nursing pocket cards, blog posts, and more.

Next choose **CEConnection**



#### Meet Your CE Requirements Now!

CEConnection offers:

- Nursing continuing education activities organized by **specialty, clinical category, topic, journal, and collections**.
- Activities for nurses in all practice settings, including acute care, critical care, home care, long term care, and rehabilitation.
- A special **CEsaver Collection**, which allows you to take as many continuing education activities in the collection as you want, all for only **\$39.95 a year** or **\$59.95 for two years!**
- My **CE Planner**, a tool to help you manage your continuing education activities.
- **Topical collections** of CE activities available at discounted prices.
- **State-specific lists** of CE courses to assist you in meeting CE license renewal requirements.
- A **Recommended CE** list to keep you up-to-date on current CE activities.
- **Never Events** to help you understand best practices to maximize patient safety.
- CE courses from the Joanna Briggs Institute (JBI), including:
  - **JBI Best Practice Interactive Clinical Courses**
  - **JBI Advanced Courses for Experienced Researchers**
  - **Evidence-Based Practice Core Concept Courses**

#### Connect With NursingCenter

Join NursingCenter on Social Media to find out the latest news and special offers

[f](#) [t](#) [in](#) [g+](#) [v](#)

**Now Available**

### The Distributive Shock Learning Center

Providing key information to PAs and Nurse Practitioners on the clinical practices in identification, diagnosis, and therapy for distributive shock

[VISIT NOW](#)

[www.distributiveshock.com](http://www.distributiveshock.com)

#### Featured Nursing Jobs

**Put Your Mind at Ease with the Right Care for Your Patients.**  
Right at Home Nationwide-US, -  
**Professor, Term Tenure Position, Department of Nursing**

Take a moment to complete the registration information:

**CEConnection** Wolters Kluwer  
« Back to NursingCenter Logged in as Test user1 | Logout | Help

Home Browse My Planner Search

### Registration Step 1

Please enter all required fields. \* denotes a required field.

Username user1@yahoo.com

Password\*

Confirm Password\*

Password Tips: Passwords are case sensitive. They must contain 8 or more characters, one number, no spaces, and must be different than your username.

Email\* user1@yahoo.com

Confirm Email\* user1@yahoo.com

Provide an Alternate Email Address (optional)

First Name\* Test

Middle Initial

Last Name\* user1

Address Line 1\*

Address Line 2

City\*

State\*

Note: Non-United States and Non-Canada users should choose "Not Applicable".

Zip Code\*

Country\*

[Continue](#)

**CEConnection** Wolters Kluwer  
« Back to NursingCenter Logged in as Test user1 | Logout | Help

Home Browse My Planner Search

### Registration Step 2

Please enter all required fields. \* denotes a required field.

Profession\*

Specialties and Sub-Specialties

Work Setting\*

Licenses [Add a License](#)

Certification Boards [Add a Certification Board](#)

Society Memberships [Add a Society Membership](#)

I agree to the terms and conditions of use.

[Continue](#)