

UpToDate® Full Text Links User Guide

Find and use the Full Text links with UpToDate

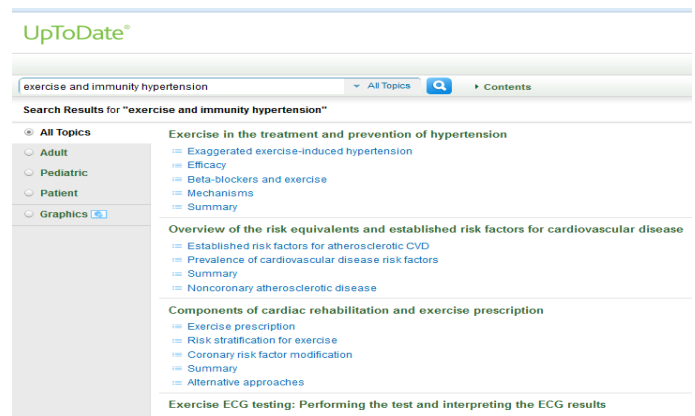
GET ANSWERS 24/7

To better serve you, Ovid offers 24 hour worldwide technical support.

- Ovid Resource Center resourcecenter.ovid.com
- For Frequently Asked Questions, visit the Knowledgebase ovidsupport.custhelp.com
- Customer Support support@ovid.com
- Training Team ovidtrainer@ovid.com
- List of Global Phone Technical Support Numbers ovid.com/PhoneTech

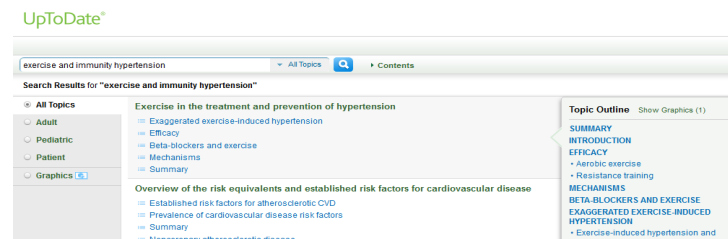
Step 1: Search

Search UpToDate as usual for your topic of interest:



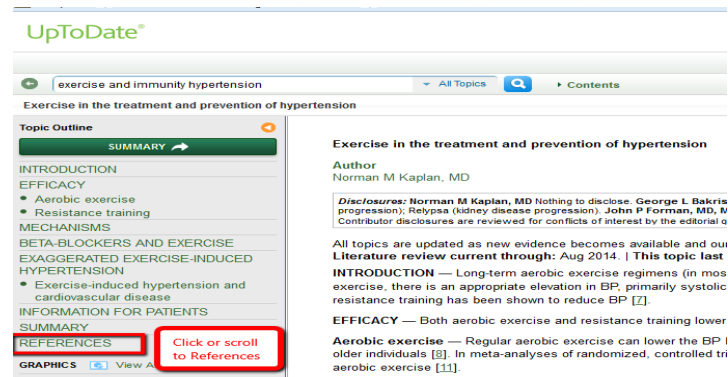
Step 2: Select Topic

Select the UpToDate topic by clicking on it:



Step 3: View References

Either:
 · Scroll down the record
 · Click References link in left hand navigation



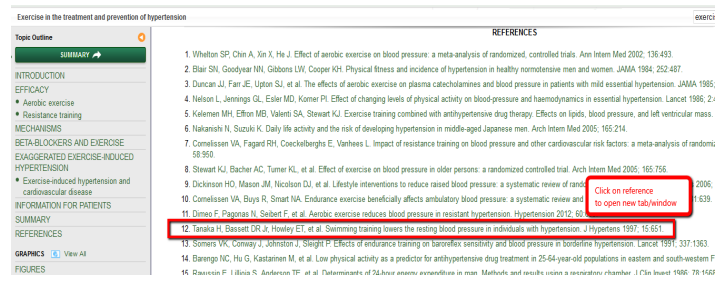
Ovid Worldwide Headquarters
 333 7th Avenue
 New York, NY 10001
 (646) 674-6300
 (800) 343-0064
 Email: sales@ovid.com

Additional sales offices are located in the following cities and countries:

- Alphen aan den Rijn, The Netherlands
- Beijing, China
- Berlin, Germany
- Bologna, Italy
- Dubai, UAE
- Hong Kong
- Ilsan, South Korea
- Kuala Lumpur, Malaysia
- London, UK
- Madrid, Spain
- Mumbai, India
- New Delhi, India
- Norwood, MA, USA
- Paris, France
- Riyadh, Saudi Arabia
- Sandy, UT, USA
- Stockholm, Sweden
- Sydney, Australia
- Tokyo, Japan
- Warsaw, Poland

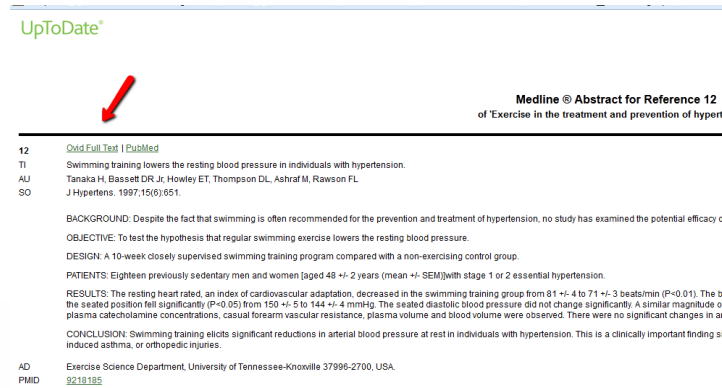
Step 4: Select Reference of Interest

The citation and the abstract for the reference will open in a new Tab/Window.



Step 5: Select - Ovid Full Text or Full Text or PubMed

Full Text options will appear at the top of the screen



Step 6: View Full Text Article

Full text will open in new Tab/Window



If you are unable to find the full-text for your requested article at this point please see your librarian.