


Continuous Professional Improvement and Case in Point from the American College of Radiology[®]

For nearly 100 years, the American College of Radiology (ACR) has been at the forefront of radiology evolution and innovation. A leader in radiology practice, teaching and learning, the ACR promotes the advancement of radiological care, advocacy, education, quality and safety, and research.

Case-Based Radiology Learning on the Ovid[®] Platform



For students, residents and practicing radiologists who want to:

- Review radiologic images in the context of everyday clinical cases
- Determine differential diagnosis and make conclusions
- Learn how to interpret images for patients and their families
- Keep up to date on current trends in the field
- Earn valuable CME/SA-CME contact hours
- Test knowledge of diagnosis and patient management.

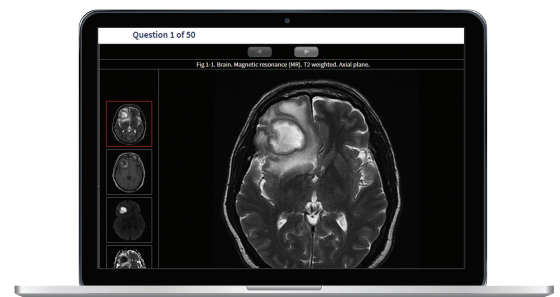
Now, for the first time, two of the ACR's core resources are available to healthcare institutions via the Ovid platform. **Continuous Professional Improvement** and **Case in Point** offer students, residents and practicing radiologists unique case-based learning — including self-assessments — covering core subspecialties in radiology.

ACR's Continuous Professional Improvement and Case in Point

Continuous Professional Improvement (CPI)

Organized into subspecialty modules with roughly 50 questions — many of them image-based — **CPI** features expert-authored, peer-reviewed casework covering essential areas of study required by the American Board of Radiology.

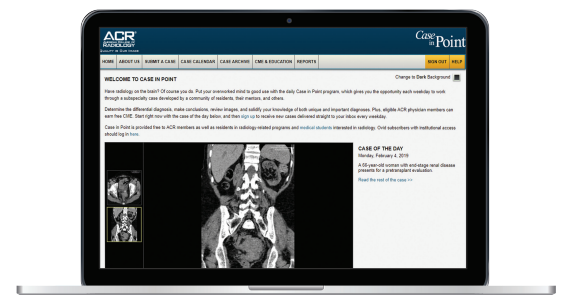
- There are 17 unique modules, and each year approximately 6 modules are updated and 1 or 2 new modules added
- Each module has the ability to add 8 CE hours for eligible practitioners
- Approximately 2,050 cases, 6,000 annotated images and 8,200 rationales
- Imaging cases that span multiple radiology subspecialties
- Self-paced self-assessments covering case diagnosis and management — developed by over 200 experts in active practice



Case in Point (CiP)

Designed primarily for students and residents, this collection of radiology subspecialty case studies is prepared by a community of residents, their mentors and others. Content dates back to 2005 and is updated daily. Each case features a brief history, image-based questions, differential diagnosis and discussions of the diagnosis.

- A growing list of more than 4,200 cases across numerous radiology subspecialties
- Option for users to subscribe to the **Case in Point** daily email, which offers a single Case of the Day to review and study
- Ability for eligible physicians to earn .25 CME/SA-CME credit hours per case



Experience ACR's Continuous Professional Improvement and Case in Point.

Contact your Ovid Representative to learn more or contact sales@ovid.com.