A high-angle photograph of five healthcare professionals (three men and two women) gathered around a white table. They are dressed in blue scrubs and white lab coats. One man in a white lab coat is pointing at a laptop screen. Another man in blue scrubs is pointing at a tablet. A woman in a white lab coat is looking at a laptop. A woman in blue scrubs is looking at a tablet. The background is a dark wood floor.

Embedding Clinical Decision Support in the EHR: Best practices and lessons learned

 Wolters Kluwer



You should read this eBook if you are a clinician, librarian, quality manager, medical education professional, executive manager, or IT manager in a healthcare organization and are looking to maximize your electronic health record (EHR) investment through Clinical Decision Support (CDS). This eBook will answer the following questions:

- ✚ What are the benefits of embedding CDS into the EHR?
- ✚ What are best practices?
- ✚ How can UpToDate help?

Table of Contents:

Chapter 1. Why embed clinical decision support into your EHR?	3
Chapter 2. What are the benefits of embedding clinical decision into my EHR?	6
Chapter 3. What are best practices for clinical decision support placement in the EHR? . . .	10
Chapter 4. How do I embed clinical decision support into my EHR?	15
References	18

Chapter 1

Why embed clinical decision support into your EHR?

Multiple studies have evaluated questions that arise in clinical practice¹⁻⁵

Clinical decision support (CDS) enables clinicians to answer more of these questions accurately. The published literature overwhelmingly shows the positive impact that CDS has on patient care and outcomes.

On average,
2 in 3
clinical encounters
generate a question

The typical
primary care physician
has approximately
11
clinical encounters
generate a
question

Ultimately
60%
of questions are
unanswered

Answering
all clinical questions
could change
5-8
management
decisions
each day



Given increased caseloads, regulatory burdens, and adoption of new technologies, clinicians are under more time constraints than ever. For this reason, it is critical that CDS is easily accessible to clinicians while they work. Given most clinician workflow is driven by the EHR, it makes sense to embed CDS within the EHR. Any barriers to CDS mean that clinicians will be less likely to use it at the point of care.

UpToDate® conducted a survey of healthcare leaders on the results of embedding links to UpToDate into their EHRs and asked them to

share lessons learned, best practices, and benefits. The following benefits emerged:

- Embedding CDS into the EHR improves the quality of care they provide
- Elimination of multiple sign-ins and online sessions means that clinical workflows become more efficient
- Clinicians can access information faster and more efficiently without any disruption to their patient encounter, leading to increased utilization and better quality of care



UpToDate improves patient care



UpToDate has an important role in medical education



UpToDate saves time



UpToDate use provides quantifiable ROI

View the research that shows how CDS is linked to improved outcomes:

<https://www.wolterskluwer.com/en/solutions/uptodate/about/our-impact/research>

Healthcare organizations have made great progress in implementing EHRs, yet studies have shown that EHR adoption alone does not provide significant improvements in healthcare quality and clinical efficiency, nor the financial returns expected.^{6,7}



A report published by the Institute of Medicine (IOM) identified the delivery of evidence-based CDS as one of eight core functions that electronic health records should provide in order to promote greater safety, quality and efficiency in health care delivery.⁸

Given that the EHR is an integral component in patient treatment for most clinicians, the combination of the two resources that clinicians can and should use most — the EHR and CDS — is an intuitive, effective pairing.

Chances are you have already made a significant financial and resource investment in your EHR system, or are about to make such an investment. You also likely have a CDS resource. By integrating these two investments you can:

- + Enhance patient care
- + Enhance physician satisfaction with your EHR
- + Encourage use of your EHR

Read more about these benefits in *Chapter 2*.

In fact, embedding CDS into the EHR may be one of the few electronic initiatives that saves clinicians time and improves efficiency, as well as increases clinician satisfaction while improving clinical and economic outcomes.

Learn more about how UpToDate customers have successfully embedded CDS within their EHR:

<https://www.wolterskluwer.com/en/solutions/uptodate/about/our-impact/customer-success-stories>

Chapter 2

What are the benefits of integrating clinical decision support into my EHR?

Embedding a CDS solution like UpToDate is a quick and easy process. It can take as little as one to four hours.

Chapter 4 provides details.



“UpToDate integration in MEDITECH is an absolute time saver. It’s so easy to use. You just right click and you’re there. It’s the easiest electronic initiative out there.”

Stacey Johnston, MD
Hospitalist, Beaufort Memorial Hospital
Beaufort, SC

UpToDate and leading EHR vendors have already done the work to make embedding CDS easy for your organization.

Here are the top five benefits that organizations typically see when they embed CDS into their EHR workflow:

1. **Improved quality of care**

Clinical and IT leaders report and **research demonstrates** that quality of care improves when clinicians have easy access to the medical knowledge they need to make the right decisions at the point of care. CDS resources like UpToDate provide complete treatment, screening, and diagnostic recommendations; medication dosing information that considers patient age, weight, disease, and renal adjustments; medical calculators that save time and reduce mathematical error; practice-changing evidence notification, and much more. By integrating these resources within the clinical workflow, clinicians and institutions

reduce errors, avoid unnecessary tests, accelerate treatment planning, and improve outcomes.

Many studies have evaluated the ability of decision support systems to improve clinical practice. In fact, a systematic review of 70 studies found that decision support systems significantly improved clinical practice in 68% of trials. Independent predictors of improved clinical practice included provision of decision support in the workflow, provision of recommendations rather than just assessments, provision of decision support at the time of decision making, and computer based decision support.⁹

2. Increased efficiency and productivity

Physicians cannot afford activities that remove them from the clinical workflow. When you embed CDS into the EHR, evidence-based clinical answers can be accessed within the EHR workflow in one click.

In an UpToDate institutional subscriber survey, interviewees reported that integrating CDS within the EHR translates into meaningful improvements in clinician productivity. When clinicians can rapidly determine the correct medication dose, calculation, or diagnosis, they can order relevant tests faster and initiate appropriate treatment sooner — saving time, eliminating unnecessary costs, and improving patient care.

CDS integration within the EHR eliminates the “silos,” or separate user sessions, in the EHR and CDS applications. Single-sign-in enables the clinician to log in only once, with one ID and password, granting immediate and secure access to both resources.



3. Access to unlimited CME credit

UpToDate clinical decision support is accredited and recognized by colleges, associations, and authorities from around the world, and is a globally accepted information resource and learning tool. Earning CME credits is a welcomed benefit, highly valued by clinicians. When a clinician uses UpToDate CDS, they accumulate continuing medical education (CME) credits required for recertification and/or license renewal. One of the most compelling and attractive benefits of EHR integration with

this type of clinical-knowledge resource is the automatic capture of usage and the automatic accumulation of earned CME credits. Individual and site IDs are embedded into the URL, so that every time a clinician signs in to their EHR, it recognizes the user, records usage, and displays accruing CMEs. To learn more about CME in your country, visit: <https://www.wolterskluwer.com/en/solutions/uptodate/how-we-help/continuing-medical-education/cme-ce-cpd-accreditations>

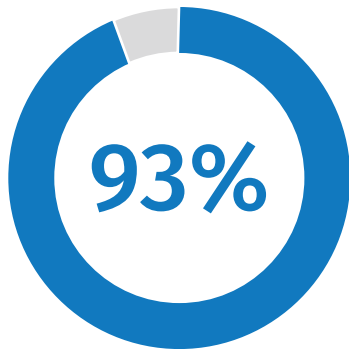
Note: To see if you can use UpToDate to fulfill CME requirements in your country, or specialty, please visit www.uptodate.com/cme for the most current list of CME requirements. The ability to earn CME credit is not available in all countries, and it is up to each user to determine whether his or her use of UpToDate qualifies for CME in any particular country/specialty.

4. Physician satisfaction

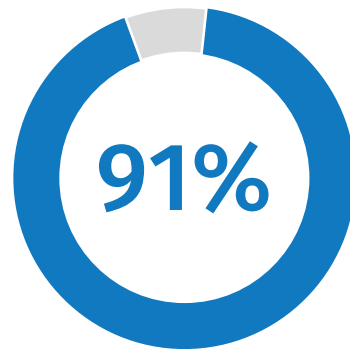
For busy clinicians, few things are more welcomed and appreciated than solutions that improve patient care while streamlining the clinical workflow. Therefore, it is not surprising that embedding CDS within the EHR workflow of health systems and clinical practices leads to improved physician satisfaction.

According to an UpToDate survey, clinicians report having UpToDate in their EHR is important to patient care, enhances their satisfaction with the EHR and actually encourages them to use their EHR.¹⁰

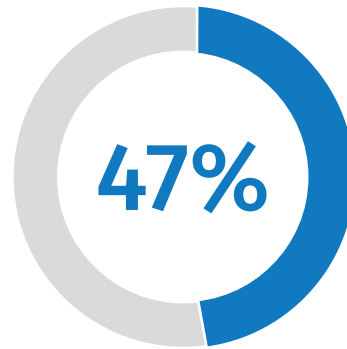
Users said that having UpToDate embedded in their EHR



Is important to patient care



Increases satisfaction with the EHR



Encourages utilization of the EHR



5. Standardized care

Healthcare organizations want to standardize the care their patients receive across disciplines and across healthcare sites. Reduced variation in treatment delivers care that is coordinated, which leads to improved outcomes. When every clinician has immediate and easy access to a consistent set of protocols, recommendations, and research, all clinicians are working from the same care “play book.”

When CDS is available in the EHR, all clinical staff can benefit from the best available evidence-based recommendations at the point of care.

Chapter 3

What are best practices and lessons learned in embedding CDS into the EHR?

By now, the benefits of embedding CDS within your EHR workflow should be clear. Now, you may be wondering, “How do I get started? And what should I do to ensure I realize these benefits you have just described?”

Unlike many time-consuming EHR implementations, embedding CDS is a very straightforward process. Using a simple API, it can take as little as one to four hours to put in place. The following seven tips will provide you with a roadmap of items to consider when embedding CDS into your EHR:

It can take as little as 1 to 4 hours to embed CDS into the EHR.

<https://www.wolterskluwer.com/en/solutions/uptodate/uptodate/ehr-and-partner-integrations>





Tip 1:
Location, location, location

The three most important words in the world of real estate also apply when embedding CDS: Location, location, location. How and where you deploy CDS functionality is critically important in optimizing benefits to your healthcare organization. **The importance of where you locate links to your CDS in the EHR cannot be understated.** According to medical and IT leaders surveyed by UpToDate, it might be the single-most important factor affecting adoption by clinicians. Best practice is locating your CDS resource prominently — such as on tabs in the upper- or side-navigation bar, or as a fixed on-screen button or icon. Clinicians use CDS in the EHR when it is easily identifiable and instantly accessible.

Tip 2:
Anywhere access

Clinicians need to be able to access the CDS wherever they are in the clinical workflow. For example, if the CDS link is only accessible in one section of the EHR, clinicians will be limited in when and where they can use the CDS. Every EHR offers unique access possibilities, but best practice is placing your CDS on every screen of the EHR in order to obtain maximum use.




Tip 3: **Visibility**

Another placement best practice is making your CDS resource clearly visible on the EHR screen. CDS resources available only by right-clicking on a term result in lower utilization because the link is not obvious to users. Clinicians consistently report that even a standard drop-down menu inhibits access.

Tip 4: **The fewer clicks, the better**

In the world of medicine, seconds matter. The difference between one click and five clicks in accessing clinical knowledge can mean the difference between whether your clinicians use your CDS or not. This is a lesson learned and reported by many IT professionals. Before you deploy, think carefully about the most efficient way for clinicians to access information. Multiple drop-down menus, log-ins, and steps to access will hinder utilization. Whenever possible, make your CDS accessible with as few clicks as necessary. Healthcare leaders universally cite one click as the gold standard and best practice.



Tip 5:

Training and communication

Taking a “build it and they will come” approach to embedded CDS access is not effective. When you embed CDS into the EHR, it is necessary to have a training and rollout plan that informs your organization on the optimal ways to access the CDS through the EHR.



Your plan should include a series of email announcements, training sessions, and medical staff meetings. Some best practices include:

1. Include CDS training in your EHR on-boarding and ongoing trainings.
2. Hold CDS registration events. Registration events are the most effective way to register staff; each registration takes less than one minute and a scheduled event is an easy way to encourage clinicians to take action.
3. Train your IT trainers to conduct one-on-one demos with clinicians in the physicians’ lounge.
4. Include all disciplines and specialists in training sessions so everyone in your healthcare organization knows how to access information.
5. Develop a tutorial with screen shots on how to use the CDS in the EHR and how to earn and redeem CME/CE/CPD.
6. In every case, healthcare leaders report that another best practice is to “show, don’t tell.” Show your clinicians screenshots so that they can see the resource in action.

See examples of UpToDate CDS and EHR training and enablement resources:

<https://www.wolterskluwer.com/en/solutions/uptodate/resources>

Tip 6: **Have a physician champion**

The health systems that are most successful in CDS use in the EHR rely on a physician champion to spearhead awareness. Your champion should be an influential staff clinician, and de facto leader who can play a large role in the success of your CDS implementation. Often, a Chief Medical Information Officer (CMIO) can be a key champion. Your champion will be your “go-to” expert, and serve as your primary resource for ad hoc questions, training, and assistance.



Tip 7: **Involve your patients**

When CDS is embedded into the EHR, clinicians have the most up-to-date, evidence-based resource at their fingertips, which creates new opportunities for stronger patient engagement and partnership. Best practice recommendations include using the CDS in the EHR as a means of partnering with the patient in treatment decisions and providing patient education regarding treatment options. This allows healthcare professionals to directly share clinical information with patients as they explain a diagnosis, test, or treatment approach. Many clinicians are finding that the simple act of turning the computer screen toward the patient and sharing CDS

information is a powerful practice. Healthcare organizations report that it is not uncommon to share a picture related to an illness or the most recent clinical information. It can be very powerful to say to the patient, for instance, “I know you have shingles. Let’s look together at how we’re going to treat that. Here’s the most up-to-date treatment and here’s what we’re going to do.” Respondents to a survey from UpToDate report another best practice is to print out or email the information for the patient during the office visit. Involving patients in treatment of their condition gives them a level of confidence and develops a partnership in managing their condition.

If you follow these tips and recommendations you have the potential to realize the following benefits:

Stronger
adoption
rates

Increased
utilization

Improved
patient
outcomes

Improved
hospital
efficiency

Chapter 4

How do I embed clinical decision support into my EHR?

The best practices we just described come from real healthcare practitioners. UpToDate interviewed customers who have embedded links to UpToDate in their EHR to learn the techniques that work best for them. **Those tips are highlighted in Chapter 3.**

See how Bon Secours Health System, a \$3.3 billion not-for-profit Catholic health system headquartered in Marriottsville, Maryland with 19 acute-care hospitals, one psychiatric hospital, five nursing care facilities, four assisted living facilities, and 14 home care and hospice services, streamlines point-of-care decision making with patient context sensitive UpToDate search results.

[Learn more →](#)

Read about Atrius Health's experience embedding links to UpToDate into their EHR.

Formed in 2004, Atrius Health is a non-profit alliance of six community based medical groups and a home health care, private duty nursing, and hospice agency based in Eastern and Central Massachusetts. Atrius represents more than 1,000 physicians and over 2,100 other health professionals, serving over one million patients across Eastern and Central Massachusetts.

Unlike many EHR integrations, or other healthcare IT projects that involve time-consuming integrations between systems, CDS implementation is a very straightforward process. Using a simple API, it can take as little as one to four hours to embed CDS into clinicians' workflow.

Contact an UpToDate account representative to learn more about embedding links to UpToDate into your EHR.

How UpToDate can help

When you embed links to UpToDate into your EHR, you provide your clinicians with access to more than 12,000 topics in 25 specialties—all with a simple click. Clinicians can receive diagnostic and treatment recommendations, information on lab results, and educational materials that they can provide to patients in real time, with no disruption to the clinical workflow.

Various studies suggest that use of UpToDate CDS at the point of care impacts treatment

decisions and improves quality outcomes^{11,12}. Further, this same research suggests that the benefits increase as the use of the CDS increases. Therefore, encouraging full utilization of the CDS at the point of care is vital to maximizing benefits. The question, then, is how does an institution promote and optimize use of CDS by clinicians? The answer is embedding CDS into the clinical workflow through the EHR. Take the next step: [contact UpToDate today.](#)



“UpToDate has had a significant impact on the quality of care we’re providing to our patients. That’s why we are so pleased to see that about 95% of our users are now accessing UpToDate directly from Epic. The more clinicians use UpToDate, the higher the quality of care.”

Richard Shuman, MD
Medical Director, Riverbend Medical Group,
Agawam, MA

About UpToDate

UpToDate® uses a simple API that makes implementation fast and easy. The UpToDate API has been successfully used with all leading EHR systems.

To find out how to access UpToDate directly from your EHR, contact your UpToDate account manager by [clicking here](#).

UpToDate has expertise in integrating with all leading EHRs, including Epic, Cerner, Allscripts, MEDITECH, eClinicalWorks, and NextGen. Installation is simple and easy. Many UpToDate customers have already taken advantage of EHR implementation and are realizing important benefits, including easy access to UpToDate within the EHR; free, fast and easy access to unlimited AMA PRA Category 1 Credit™; increased utilization of both UpToDate and the EHR; and improved clinician satisfaction with the EHR.

UpToDate is an evidence-based clinical decision support resource authored by physicians to help clinicians make the right

decisions at the point of care. All UpToDate content is written and edited by a global community of more than 7,300 physicians, all world-renowned experts in their specialties. Supported by 50 in-house UpToDate physician-editors, these authors follow a rigorous editorial process, continually reviewing the content to ensure it is of the highest quality and based on the most current and best available evidence. More than 100 research studies confirm the widespread usage of UpToDate and its association with improved patient care and hospital performance, including reduced length of stay, adverse complications, and mortality.



References

- ¹Ely, J.W., et al., Answering physicians' clinical questions: obstacles and potential solutions. *J Am Med Inform Assoc*, 2005. 12(2): p. 217-24.
- ²Farrell, A., An Evaluation of the Five Most Used Evidence Based Bedside Information Tools in Canadian Health Libraries. *Evidence Based Library and Information Practice*, 2008. 3(2): p. 3-17.
- ³Jamerson, K., et al., Benazepril plus amlodipine or hydrochlorothiazide for hypertension in high-risk patients. *N Engl J Med*, 2008. 359(23): p.2417-28.
- ⁴Patel, M., Schardt, CM, Sanders, LL, Keitz, SA, Randomized trial for answers to clinical questions: evaluating a preappraised versus a Medline search protocol. *J Med Libr Assoc*, 2006. 94(4): p. 382-7.
- ⁵Lai, C.J., et al., Brief report: Multiprogram evaluation of reading habits of primary care internal medicine residents on ambulatory rotations. *J Gen Intern Med*, 2006. 21(5): p. 486-9.
- ⁶Hillestad R, et al. Can electronic medical record systems transform health care? Potential health benefits, savings, and costs. *Health Aff (Millwood)* 24.5 (2005 Sep): 1103-117. doi: 10.1377/hlthaff.24.5.1103.
- ⁷DesRoches C, et al. Electronic health records' limited successes suggest more targeted use. *Health Aff (Millwood)* 29.4 (2010 Apr): 639-46. doi: 10.1377/hlthaff.2009.1086.
- ⁸Institute of Medicine (US) Committee on Data Standards for Patient Safety. Key capabilities of an electronic health record system. National Academies Press, Washington, DC (2003 Jul) <http://www.nap.edu>.
- ⁹Kawamoto K, et al., Improving clinical practice using decision support systems: a systematic review of randomised controlled trials to identify system features critical to success. *BMJ* 2005. 330: 765-8.
- ¹⁰UpToDate Internal Clinician Study July 2015 N=2,526.
- ¹¹Bonis, P.A., et al., Association of a clinical knowledge support system with improved patient safety, reduced complications and shorter length of stay among Medicare beneficiaries in acute care hospitals in the United States. *Int J Med Inform*, 2008. 77(11): p. 745-53.
- ¹²Isaac T, Zheng J, Ashish J. Use of UpToDate and Outcomes in US Hospitals. *J Hosp Med*. 2011 7: 85-90.

