

# Buying an eBook on Shop.LWW.com

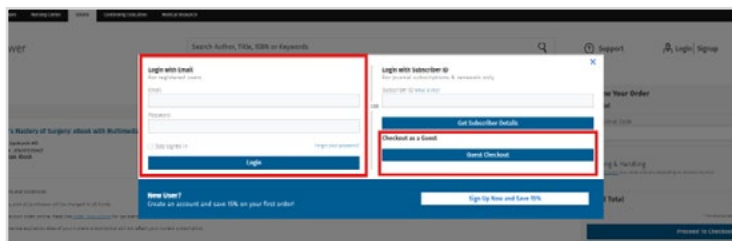
Important: You need to have your VitalSource bookshelf account activated to begin using your VitalSource eBook. Refer to ['Creating Bookshelf account' document](#) for step-by-step instructions.



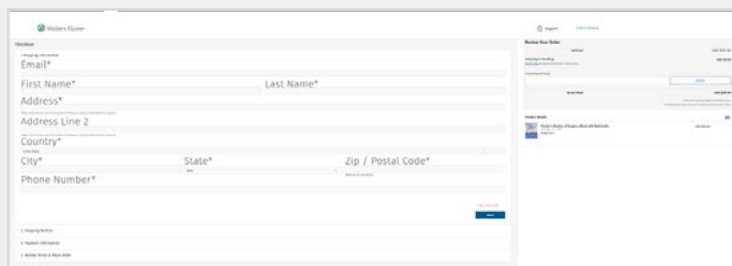
1. Choose a 'VitalSource multimedia eBook' tab on the product page and click 'Add To Cart.'



2. Continue to Checkout.

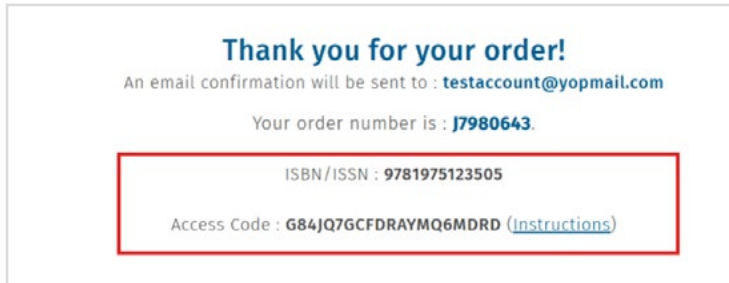


3. If you have a Wolters Kluwer account, log in. If not, you can check out as a guest.

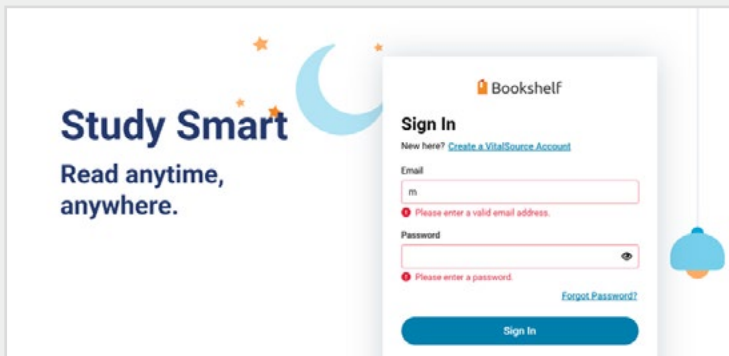


4. Provide your details and select payment option. You will be able to review your order before completing it.

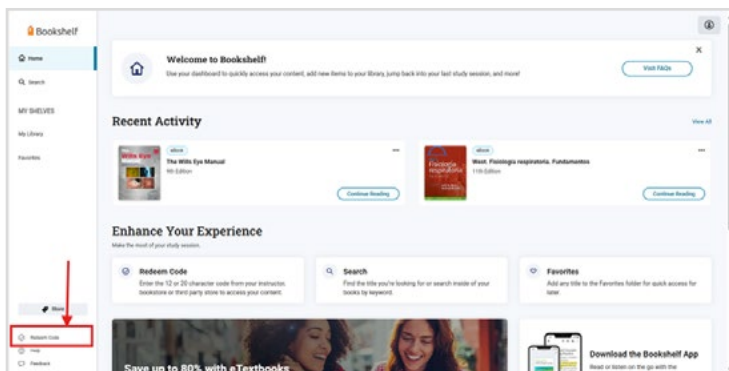
# Buying an eBook on Shop.LWW.com, cont'd



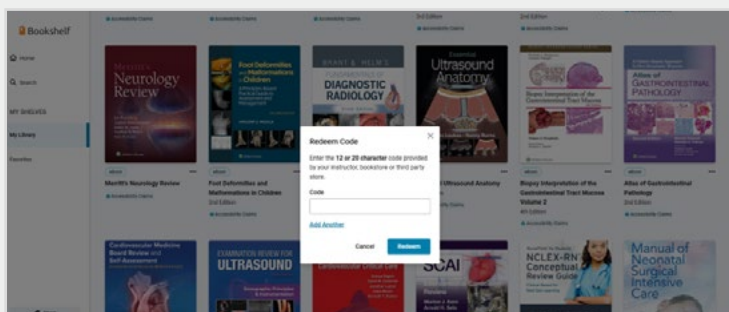
5. Once you complete the order, you will receive an immediate confirmation with your order details and eBook access code.



6. Go to <http://bookshelf.vitalsource.com/> and log in to your Bookshelf account.



7. Click "Redeem Code" in the bottom left menu.



8. Enter your 20-character code and click Redeem.
9. **That's it!** Your library will update with your new Wolters Kluwer eBook(s). Refreshing your library may take a few minutes.